


290cc



Everglades
by Dougherty

290CC Bow Interior



1. RJAF:290-BOWRAIL-P – Port Bow Rail
2. Spartech:280813 – Rod Locker Doors Port and Stbd (Set)
3. RJAF:290-BOWRAIL-S – Stbd Bow Rail
4. Orcas:9121455 – Bridge Latch Locking
5. GEM:130200 – Round Hinge Two Hole
6. ITC:69650-SS – Red/White Combo LED Light
7. Jefco:12239 – 38: x 2” Off Set Hinge
8. New Boston:PRL-29-4 – Port Rod Locker Door
9. New Boston:STB-29-5 – Stbd Rod Locker Door
10. RDI:1006RDI – Stainless Cup Holder
11. New Boston:FFL-29-3 – Fwd Floor Locker Door
12. Orcas:9121453 – Bridge Latch Non Locking
13. Jefco:12281 – 24” x 2” Flat Hinge
14. Anchorlift:C-612 – Windlass 600 series 12v. Barracuda

15. Challenger:BR260290 – Bow Roller Stainless
16. Anchorlift:RSA-8 – Stainless Anchor (opt)
Anchorlift:SA-8 – Galvanized Anchor17.5lb.
17. Anchorlift:2007RC-200 – Rope Chain Combo W/Swivel
18. New Boston:AL-29-2 – Anchor Lid
19. Teak Isle:290824 – Rod Rack Set
20. Orcas:9005256 – Thru Hull 90 Degree x ¾” Barb
21. Beckson:DP82-WP – 8” Twist Out Deck Plate
22. Marine East:8002 – ¾” Barb x ¾” Pipe Thread
23. Touch Sensor:100600028 – Float Switch
24. Whitecap:S-5051 – Brass Garboard Drain
25. TH:AS-1 Screen/Strainer
26. Whitecap:P-5512 – ¾” Brass Ball Valve
27. Jabso/Rule:403CDM – 800GPH Angle Pump W/Connector




290CC Console

Aft Console

Fwd Console

Port Console


Stbd Console



1. Suzuki:990C0-86W30 – Tach/Speed Multi Function Gauge Set
Honda:06375-ZY3-800 – Tachometer Gauge
Honda:06373-ZY3-800 – Speedometer Gauge
2. Ritchie:HF-743W – Front Read White Compass
3. Spartech:280808 – Dash Visor
4. BH:242-04762-P – Dash Switch Panel
5. Uflex:UP28T – 1.77 Tilt Helm Hydraulic
6. Pacer:ETS658-20WH – 20Amp. Push Button Breaker
Pacer:ES-PBCVR-BK – Breaker Boot Black
7. Linear:SETR-50 – Trim Tab Switch Oval
8. RDI:1006RDI – Stainless Cup Holder
9. GEM:155106 – 15" 3-Spoked Wheel Brushed
10. Spartech:280802 – Glove Box
11. Obeco:RJ87BSHCBH – Black Net
12. Suzuki:67000-93J10 – Dual Binnacle
Honda:06240-ZW5-U60 – Dual Binnacle
13. Suzuki:37100-96J10 – Dual Ignition start stop Switch
Honda:35552-ZW7-025AH – Dual Ignition Start Stop Switch

14. Orcas:8631408 – Motor Box Hinge
15. Sano:RJFOOTREST – Tread Mat
16. BEP:ML-005NWW – Flush Mount Flood Spreader Light
17. Ongaro:39153 – 14" Wiper Arm
Ongaro:30514 – 14" Wiper Blade
18. Marinc0:11187 – Horn Cover White - Marinc0:11080 – Drop In Horn
19. RJAF:290-SFHT – Stbd Fwd Hardtop Support
20. RJAF:290-PFHT – Port Fwd Hardtop Support
21. Emerald Coast:2907103 – Fwd Console Seat Back
22. Emerald Coast:2907105 – Headrest Cushion
23. RJAF:290-FCRAIL-S – Stbd Fwd Console Seat Rail
24. RJAF:290-FCRAIL-P – Port Fwd Console Seat Rail
25. Emerald Coast:2907104 – Fwd Console Seat Bottom
26. King Marine:88004 – Dual Cup Holder Stainless
27. Sano:RJCUPHOLDER – Drink Holder Tread Mat
28. Teak Isle:22-19956 – Console Head Door W / Latch
29. Orcas:9121390 – Magnetic Latch
30. Bomar:NC2414-THCK – Port Window White
31. Miller Bearing:01-D012-0050-A08-LN – Security Shield Actuator

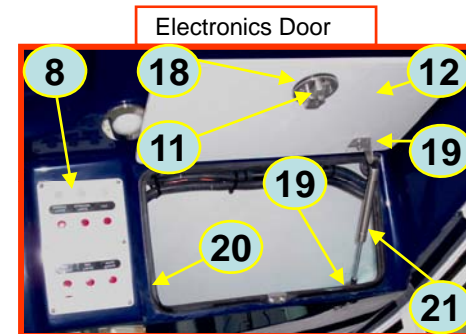
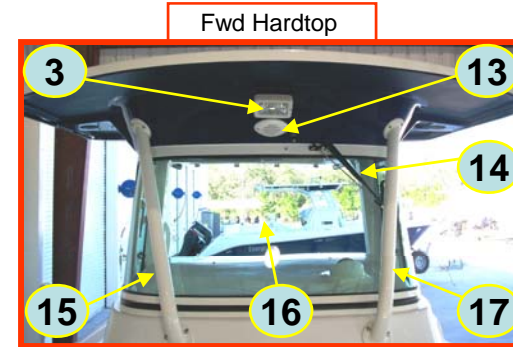

290CC Head Interior



1. Shurflo:134-008-CP – Shower Unit / Faucet
2. Shurflo:136-0204-CP – Shower Valve
3. Innovative Product:M-1216APPW – 12" x 16" Access Panel
4. Teak Isle:290814 – Vanity Rail
5. Sierra:MP-41030 – Ignition Switch
6. Marine East:6324W – 1 1/8" x 90 Degree Drain
7. SSI:30800000 – Recessed Toilet Paper Holder
8. SeaLand:371103 – Sanitation System Model 711-M28
9. Spartech:280815 – Sump Cover
Spartech:280832 – Head Step (Not Shown)
10. Innovative Product:MISC-1618LS – 16" x 18" Left Swing Door
11. Beckson:DP82-WP – 8" Twist Out Deck Plate
12. Shurflo:3200-000 – Macerator Pump
13. Whale:YP6114 – 1 1/2" Y-Fitting
14. Marine East: 8002 – 3/4" x 3/4" Hose Barb
15. Whitecap:P-5513 – 1" Ball Valve

16. TH:AS-1 – Screen / Strainer
17. Orcas:9005256 – 3/4" x 90 Degree Thru Hull
18. Johnson Pump:100600028 – Float Switch
19. MPI:900-1000 – Sure Bail Float Switch
20. All Florida:100-107 – 3/4" Check Valve
21. Jabsco Rule:403CDM – 800 GPH Angle Pump
22. Bomar:NC-2414-THCK – Port Window White
23. RJAF:290-E-HANDLE – Electronics access Door Handle
24. RJLM:290-E-DOOR – Electronics Access Door
25. BEP:1100-BK – Micro Modular Switch
26. BEP:001-124 – Round Interior Light
27. Astrup:289280 – Tent Hook
28. Obeco:RJ1533BSHCSS – Black Stretch Net 15" x 33"
29. Attwood:2050-1 – Vinyl Grab Handle



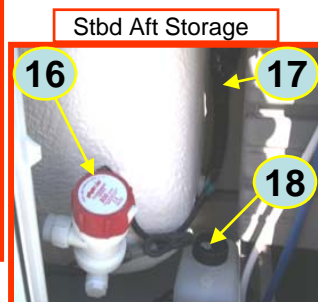

290CC Hardtop



1. RJAF:290-HTFRAME – Hardtop Support Frame
2. ITC:69650-SS – Red/White Combination Light
3. BEP:ML-005NWW – Flush Mount Flood Spreader Light
4. ASA:AMS-602W – 6.5" White Speaker
5. Taco:F403125-BKA – Black Outrigger Plug
6. DPI:DP110 – 4" Pry Out Deck Plate
7. Marine Audio:CMD4 – Stereo Head Unit Clarion
8. BH:245-04626-P – Hardtop Switch Panel
9. GEM:1172 – Butt Hinge
10. Ongaro:34002 – Water Proof Wiper Motor
11. Orcas:9121455 – Bridge Latch Locking
12. Spartech:280811 – Fwd Electronics Box Door
13. Marinco:11187 – Horn Cover White
Marinco:11080 – Drop In Horn

14. Ongaro:39153 – Wiper Arm 14"
Ongaro:30514 – Wiper Blade 14"
15. RJAF:290-SFHT – Stbd Fwd Hardtop Support
16. Taylor:885004000202 – Front Windshield
Taylor:885004000206 – Port and Stbd Side Shield Wings
17. RJAF:290-PFHT – Port Fwd Hardtop Support
18. Orcas:8921212-2 – 2mm. Latch Spacer
19. SPD:BRX-1096SS – Two Hole 90 Degree Bracket
20. TrimLok:3100BX1/4A – Trimlok Black on Black
21. Ameritool MFG:625-3-20 – 10 1/4" x 20lb. Gas Spring
22. Orcas:9402530 – 40" Anchor Light W/Swivel
23. Innovative Light:554-3100 – Port Nav Light
Innovative Light:554-2100 – Stbd Nav Light
24. ECI:664-2207 – Solenoid Valve 12v.


290CC Helm Seat Work Station



1. Emerald Coast:2607111 – Helm Seat Backrest
2. RJAF:2629-HS-RAIL – Helm Seat Backrest Rail
3. Emerald Coast:2607108 – Helm Seat Bottom W/ Flip Bottom
4. TH:MAV-2KT – Max Air Livewell Venturi
5. King Marine:88004 – Dual Cup Holder Stainless
6. Sarno:RJCUPHOLDER – Cup Holder Tread Mat
7. SSI:49809000 – Fire Extinguisher Holder
8. Metalcraft:S-130-182 – Fire Extinguisher
9. SSI:45415000 – Left Hand Pull Tackle Box
SSI:45405900 – Right Hand Pull Tackle Box
10. Astrup:289280 – Tent Wall Hook
11. TH:PP150 – Black Plug
12. Innovative Light:012-5500-1 – Star LED Livewell Light
13. Attwood:4125-1 – Aerator Head
14. Marine East:4143 – 1 1/2" Angle T-Drain
15. TH:AS-1 – Screen / Strainer
16. Jabsco Rule:403CDM – 800 GPH Angle Pump
Seadek:EBHP – Anti Fatigue Mat


17. Marine East:1330D – Y-Fitting 1 1/2" x 1 1/8"
18. Alta:AWWB4 – 4qt. Washer Bottle
19. Marine East:8751 – 1/2" FPT x 3/4" Hose Barb
20. SeaTech:2410-1008 – 1/2" Female Connector
21. RJLM:2629-BACKREST – Helm Seat Backrest
22. Spartech:260802 – Knife Holder
23. Spartech:280805 – Livewell Lid
24. Spartech:260800 – Cutting Board
25. Orcas:9121389 – Magnetic Latch
26. GEM:130200 – Round Two Hole Hinge
27. Shurflo:135-0204-CW – Faucet
28. BH:242-04453-P – Livewell Switch Panel
29. Orcas:9121453 – Bridge Pull Latch Non Locking
30. Innovative Product:MISC-1618LS – 16" x 18" Left Swing Door
31. Innovative Product:MISC-1618RS – 16" x 18" Right Swing Door

290CC Port Outboard Interior



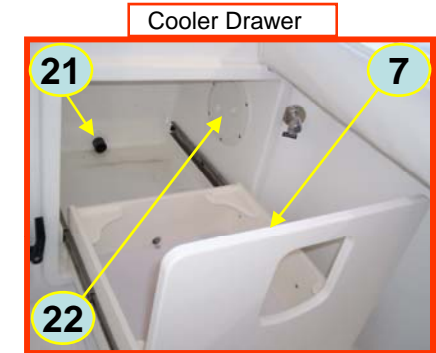
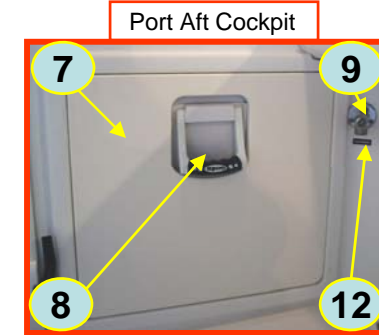


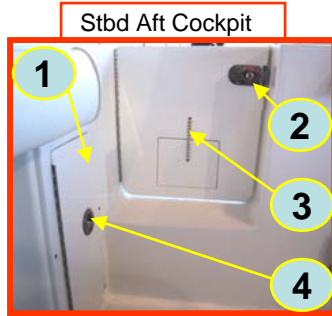
- | | |
|--|---|
| <ol style="list-style-type: none"> 1. Emerald Coast:2907106P – Coaming Pad Port 2. Orcas:9004301 – Wash Down Faucet Stainless
BCH:DS1 – Wash Down Label 3. RJAF:290-TOERAIL-P – Toe Rail Port 4. Teak Isle:290821 – Rod Rack Set 5. GEM:105532 – 30 Degree Rod Holder 6. GEM:99601 – 1 ½” Gas Deck Fill Plate 7. GEM:68201 – 8” Pull Up Cleat 8. DPI:DP-PULL8 – 8” Flush Pull Deck Plate White 9. ITC:69650-SS – Red/White Combo LED Light 10. RJAF:290-SIDERAIL-P – Port Mid Ship Side Rail | <ol style="list-style-type: none"> 11. RJAF:290-BOWRAIL-P – Port Bow Rail 12. Orcas:9121455 – Bridge Latch Locking 13. RDI:1006RDI – Stainless Cup Holder 14. GEM:130200 – Round Hinge Two Hole 15. Spartech:280813 – Rod Locker Door 16. Jefco:12239 – 38” x 2” Off Set Hinge 17. Orcas:9503701 – 5/8” Impact Drain Stainless 18. New Boston:PRL-29-4 – Port Rod Locker Door |
|--|---|

290CC Starboard Outboard Interior


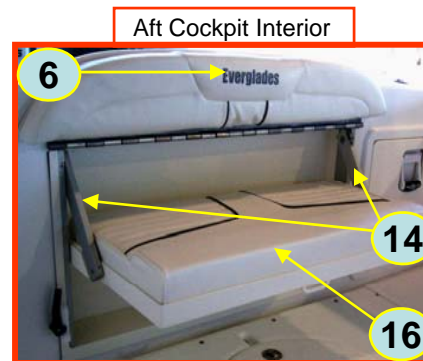


- | | |
|---|---|
| <ol style="list-style-type: none"> 1. RJAF:290-BOWRAIL-S – Stbd Bow Rail 2. Orcas:9121455 – Bridge Latch Locking 3. GEM:130200 – Round Hinge Two Hole 4. Spartech:280813 – Rod Locker Door 5. Marine Audio:CMCX7-1 – 7.7" marine Coaxial Speaker (Clarion) Opt. 6. ITC:69650-SS – Red/White Combo LED Light 7. New Boston:STB-29-5 – Stbd Rod Locker Door 8. Jefco:12239 – 38" x 2" Off Set Hinge 9. RDI:1006RDI – Stainless Cup Holder 10. Orcas:9503701 – 5/8" Impact Drain Stainless | <ol style="list-style-type: none"> 11. GEM:99901 – 1 ½" Waste Deck Fill 12. GEM:68201 – 8" Pull Up Cleat 13. RJAF:290-SIDERAIL-S – Stbd Mid Ship Side Rail 14. DPI:DP-PULL8 – 8" Flush Pull Deck Plate White 15. GEM:105532 – 30 Degree Rod Holder 16. Emerald Coast:2907106S – Coaming Pad Stbd 17. Teak Isle:290821 – Rod Rack Set 18. RJAF:290-TOERAIL-S – Stbd Toe Rail |
|---|---|

290CC Aft Cockpit Interior




1. Spartech:280801 – Battery Switch Box
2. Orcas:9321251 – Magnetic Slide Latch
Orcas:93212551 – Magnetic Latch (Hat Latch)
3. Teak Isle:290835 – Transom Door
4. Orcas:9121455 – Bridge Latch Locking
5. BH:245-04627-P – Battery Panel
6. Emerald Coast:2907102 – Stern Seat Back
7. Teak Isle:22-19565 – Cooler Drawer Assy
8. Hillman:0305170 – 50qt. Cooler
Hillman:0305089 – Cooler Lid Only
9. Orcas:9004301 – Wash Down Faucet Stainless
10. Bomar:GP911-01 – Left Latch Dog Assy
11. Bomar:GP911-02 – Right Latch Dog Assy
12. BCH:DS1 – Wash Down Label




13. Orcas:9121453 – Bridge Latch Non Locking
14. RJAf:2629-STERNSEAT – Fold Down / Flip Up Stern Seat Assy.
15. New Boston:AFT-29-1 – Aft Fish Box Lid
16. Emerald Coast:2907101 – Stern Seat Bottom
17. TH:AS-1 – Screen / Strainer
18. Jefco:12190 – 19" x 2" Off Set Hinge
19. SPD:BRX1096SS – Two Hole SS Bracket
20. SPD:GSSX5300-60 – Gas Spring 60lb.
21. Industrial Hardware:1-776-2 – Eberhard Latch
22. Beckson:DP62-WP – 6" Twist Our Deck Plate
23. Orcas:9321255 – Magnetic Stern Seat Latch

290CC Transom and Aft Bilge


Transom Interior



Transom Exterior



Aft Bilge





1. Emerald Coast:2907102 – Stern Seat Back
Emerald Coast:2907101 – Stern Seat Bottom
2. Orcas:9005256 – ¾" x 90 Degree Thru Hull
3. Spartech:280833 – Rigging Bait Well Lid
4. Orcas:9121453 – Bridge Latch Non Locking
5. Orcas:8407016 – 1 ½" Water Fill Deck Plate
6. TH:DRS-1 – 13" Door Restraint
7. Orcas:9321255 – Magnetic Slide Latch
8. RJAF:2629-STERNSEAT – Fold Down / Flip Up Stern Seat Assy.
9. Bomar:GP911-01 – Left Latch Dog Assy
10. Bomar:GP911-02 – Right Latch Dog Assy
11. Teak Isle:22-19565 – Cooler Drawer Assy
12. Hillman:0305170 – 50qt. Cooler
Hillman:0305089 – Cooler Lid Only
13. Orcas:9004301 – Wash Down Faucet Stainless
BCH:DS1 – Wash Down Label

14. Orcas:8906223 – 90 Degree Vent Stainless
15. RJAF:HYDRAU-PLATE – Transom Hydraulic Steering Line Plate
16. Beckson:DP82-WP – 8" Twist Out Deck Plate
17. MPI:747-2000 – Rigging Grommet
18. GEM:105532 – 30 Degree Rod Holder
19. Marinco:150BBI.OEM – Bass Charging Inlet
20. Orcas:9503701 – 5/8" Impact Drain Stainless
21. Jabsco Rule:10DM – 2000 GPH Bilge Pump
22. Marine East:8751 – ½" FPT x ¾" Hose Barb
23. SeaTech:2401-1008 – ½" Male Connector
24. MPI:900-1000 – Sure Bail Float Switch
25. Jabsco Rule:403CDM – 800 GPH Angle Pump
26. Whitecap:P-5512 – ¾" Ball Valve
27. Jabsco Rule:403FCDM – 800 GPH Livewell Pump

290CC Aft Bilge Bulkhead

Aft Bilge Bulkhead



1. Blue Seas:2102B – Single 5/16" Buss W / 8 Ground Position
2. Bocatech:BTMH-15 – Buss Bar
3. Orcas:9122738-B – Drain Cup Double Barb
4. Anchorlift:SOL – Windlass Solenoid
5. SSI:70120000BULK – Port Hood White
6. Professional Mariner:41220 – Pro Sport Water Proof Charger
7. Sierra:118-7852-1 – Fuel Water Separator With Filter


8. Shurflo:255-213 – Strainer Male / Female
9. Shurflo:2088-732-234 – 3.4 Pro Blaster Pump
10. Teleflex:PA12 – Power Assist Steering Pump
11. SeaTech:2420-1008 – ½" Female Swivel Elbow
12. SeaTech:2410-1008 – ½" Female Swivel Connector
13. SeaTech:2417-10 – ½" Union Elbow
14. BCH:RAW: Raw Water Label
15. SeaTech:2418-10 – ½" Stackable Elbow
16. BCH:FRESH WATER – Fresh Water Label
17. Parker:873621 – Hydraulic Steering Hose
18. Parker:ITFMS-6-5B – Brass Hose Fitting Crimp
19. SPD:BS1005SS – Stainless Ball End
20. Ameritool:750-10S-55 – Gas Spring 55lb. Stainless
21. Best Fab:SW18 – Fuel Sender 18"

290CC Hull Exterior


Stbd Aft



Stbd Mid Ship




Stbd Bow



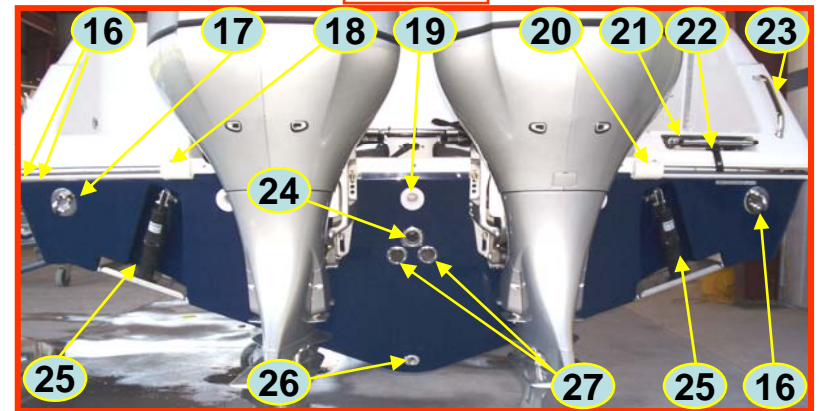
Port Bow



Port Mid Ship



Transom



1. Orcas:9005256 – ¾" x 90 Degree Thru Hull
2. Orcas:9005257 – 1 1/8" x 90 Degree Thru Hull
3. BCH:DS3 – Ram Cap Label
4. Douglas:EGL – Everglades Chrome Logo
5. Douglas:290CC – 290cc Chrome Logo
6. GEM:954 – 5/8" x 90 Degree Vent
7. Orcas:9105419 – 1" x 90 Degree Thru Hull
8. Taco:V21-9502WHC20D – Rub Rail White 20'
9. Taco:S11-4650P16B – Stainless Insert
10. Innovative Light:580-0200-1 – Docking light
11. Orcas:9026316 – 5/8" x 5 ½" Bow Eye
12. Challenger:BR260290 – Bow Roller Stainless
13. Anchorlift:RSA-8 – Stainless Anchor (Opt)
Anchorlift:SA-8 – Galvanized Anchor 17.5lb.
14. Seadog:367583 – ¾" Intake Strainer
15. GEM:839 – Clam Shell Stainless



16. Taco:M16-4650-3-PORT – Port Molded Rub Rail W / Insert
Taco:M16-4650-3-STBD – Stbd Molded Rub Rail W / Insert
17. Orcas:9107727 – 5/8" x 5" Stern Eye
18. RJAF:ENDCAP-P – Gunnel Mold End Cap Port
19. GEM73101 – 1 1/2" Motor Well Thru Hull
20. RJAF:ENDCAP-S – Gunnel Mold End Cap Stbd
21. Teak Isle:22-19668 – Swim Ladder Cover
22. Windline:TPL-3XQA – 3 Step Transom Ladder
23. Orcas:09024271 – 12" x 1" Grab Rail
24. Orcas:9005261 – 1 ½" x 15 Degree Thru Hull
25. Linear:VKAS12X12-8119 – 12" x 12" Trim Tab
26. Orcas:9004266 – Garboard Drain Oval
27. Orcas:9105516 – 2" Thru Hull Scupper