
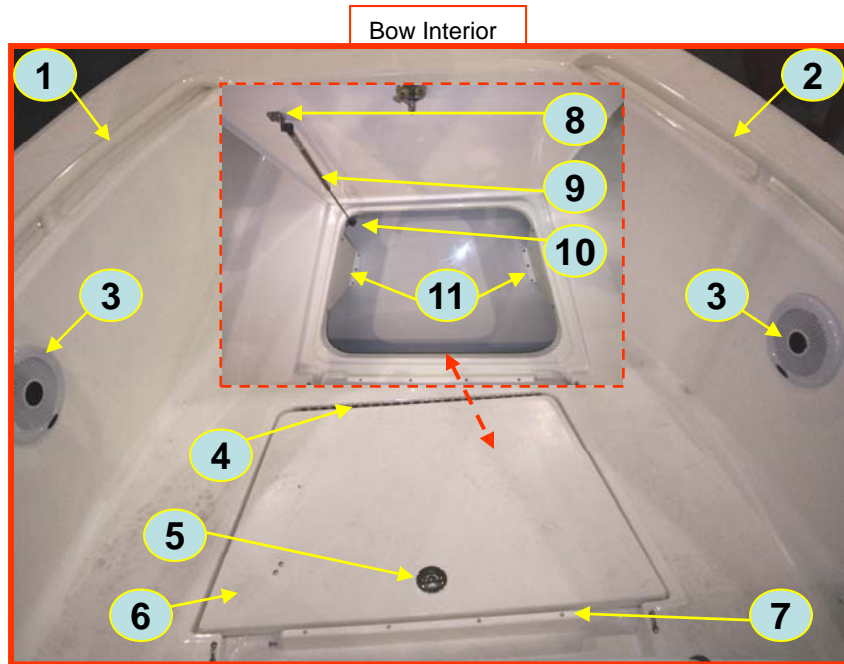


211cc



Everglades
by Dougherty



211CC Bow Interior






1. RJAF:243-BOWRAIL-P – Port Bow Rail
2. RJAF:243-BOWRAIL-S – Stbd Bow Rail
3. Marine Audio:CMCX71 – Marine Coaxial Speaker Clarion (opt)
4. Jefco:12019 – 24" Off Set Hinge
5. Orcas:912406 – Lift Latch Locking
6. New Boston:FSL-24-2 – Forward Storage Lid
7. Spartech:211800 – Cooler Cleat
8. SPD:BRX1096 – Stainless 90 Degree Bracket
9. Ameritool:625-8-60 – Gas Spring 60lb. Stainless
10. SPD:BRX1020 – Flat Bracket Stainless
11. Spartech:211801 – Forward Deck Support
12. Innovative Light:550-1200-1 – Bow Light Stainless

13. GEN68001 – 6" Pull Up Cleat
14. New Boston:AL24-1 – Anchor Lid
15. Orcas:9121404 – Lift Latch Non Locking
16. Jefco:12265 – 15 ½" x 1" Flat Hinge
17. Spartech:242600 – Anchor Holder
18. TH:DRS-7 – Door Restraint 7"
19. Emerald Coast:6007109 – Console Back Rest Cushion
20. Emerald Coast:6007111 – 94qt. Cooler and Cushion
21. TH:CMK-1 – Cooler Mount Kit Bungee
22. GEM:1508 – Stainless Eye End

211CC Console




1. RDI:1006RDI – Stainless Single Cup Holder
2. White Water:7302-SFG – Steering Wheel
3. Taco:V15-9779WH50 – Console Trim
4. Innovative Product:MISC-1618LS – 16" x 18" Left Swing Door
5. Metalcraft:S-130-182 – Fire Extinguisher
6. Innovative Product:MISC-1618RS – 16" x 18" Right Swing Door
7. Innovative Light:006-5100-1 – LED Step Light Red
8. BH:245-04314P – Switch Panel
9. Honda:06240-ZW5-U40 – Binnacle
Suzuki:67000-93J00 – Binnacle
10. Uflex:UP28T – 1.77 Tilt Helm Hydraulic
11. Honda:06375-ZY3-800 – Tachometer
12. Honda:06373-ZY3-800 – Speedometer
Suzuki:990C0-86W30 – Tach and Speed Multi Function Gauge Set
13. Ritchie:F-50W – Flush Mount Compass
14. Orcas:9503701 – 5/8" Impact Drain Stainless
15. Spartech:0000802 – Console Storage Box
16. Uflex:KITF – Remote Fill Kit




17. Pacer:ETS658-20WH – 20Amp. Push Button Breaker
Pacer:ES-PBCVR-BK – Breaker Boot Black
18. Linear:SAF-S – Standard Trim tab Switch
19. Eldon:Y0-8BN – ½" Y-Fitting
20. Bocatech:BTMH – Buss Bar
21. Marine East:8275 – 4" Open Vent Black
22. Beckson:DP82-WP – 8" Twist Out Deck Plate
23. Marince:11187 – Horn Grill White
24. Marince:11080 – Drop In Horn

211CC Helm Seat / Livewell


Helm Seat



Livewell



Stbd Livewell Access

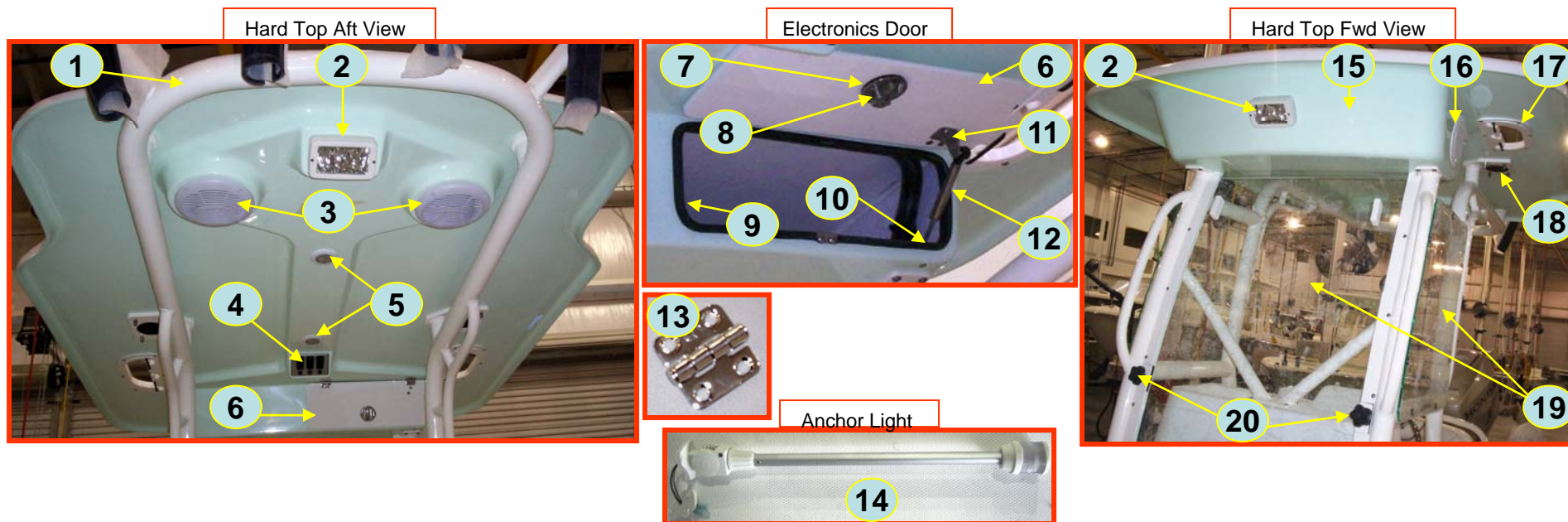


Port Livewell Access



- | | |
|---|--|
| <ol style="list-style-type: none"> 1. RJAF:BACKREST – Helm Seat Backrest 2. Emerald Coast:60271102 – Helm Seat Backrest 3. RJAF:FOOTREST – Helm Seat Foot Rest 4. Emerald Coast:6007102 – Helm Seat Bottom Cushion 5. Emerald Coast:6007103 – Helm Seat flip Up Bolster 6. Perko:1021000-BLK – Black Elbow Catch 7. Orcas:9120654 – Round Hinge Three Hole 8. Orcas:9121453 – Bridge Latch Non Locking 9. TH:MAV-2KT – Max Air Intake System 10. TH:AS-1 – Screen / Strainer 11. Marine East:4143 – 1 ½" Angled T-Fitting and Drain 12. Innovative Light:012-5500-1 – Star LED Livewell Light 13. TH:PP-150 – Black Plug | <ol style="list-style-type: none"> 14. Astrup:282963 – White Tent Hook 15. RJAF:SWITCHGUARD- Livewell Switch Guard 16. BH:241-04453-P – Switch Panel 17. Spartech:242604 – 16" x 16" Acrylic Door 18. Orcas:9121455 – Bridge Latch Locking 19. TH:TH-1590AFD – 1 ½" x 90 Degree Overflow 20. Jabsco Rule:403CDM – 800 GPH Angle Pump 21. Marine East:8751 – ½" FPT x ¾" Hose Barb 22. SeaTech:2401-1008 – Male Connector 23. Beckson:DP62-WP – 6" Twist Out Deck Plate |
|---|--|


211CC Hard Top





- | | |
|---|--|
| 1. RJAF:212224-HT – Hard Top Frame | 14. Hella:62356 – 20" Folding Stern Light |
| 2. BEP:ML-005NWW – White Flood Light | 15. RJLM:212224-HT – Everglades Hard Top |
| 3. ASA:AMS-6W – 6.5 White Speaker | 16. DPI:DPPRY4PW – 4" Pry Out Plate |
| 4. BH:242-04260P – Hard Top Switch Panel | 17. Spartech:242609 – Rod Rack Tip Holder Set |
| 5. ITC:69650-SS – LED Red / White Combo Light | 18. Taco:F403125BKA – Black Plug |
| 6. Spartech:242616 – Electronic Door | 19. Spartech:000702 – Windshield and Side Shield Set |
| 7. Orcas:8921212-2 – Latch Spacer 2mm. | 20. Design Standard:RKF-6E11-M – Black Knob |
| 8. Orcas:9121455 – Bridge latch Locking | 21. RJH:2224-8HT – Hard Top Harness |
| 9. Trim-Lok:3100BX1/4A – Trim Seal Black On Black | |
| 10. SPD:1015-SS – Stainless Bracket | |
| 11. SPD1096-SS – Stainless Bracket | |
| 12. Ameritool:625-3-20 – Gas Spring 20lb. Stainless | |
| 13. GEM:1172 – Butt Hinge | |

211CC Port And Stbd Outboard

Stbd Outboard



Port Outboard



1. GEM:68001 – 6" Pull Up Cleat
2. GEM:105532 – 30 Degree Rod Holder
3. RJAF:211TOERAIL – Toe Rail 211cc
4. Emerald Coast:60271104 – Coaming Pad Set Port & Stbd
5. Spartech:211803 – 211 Rod Rack Set
6. GEM:99601 – 1 ½" Gas Deck Plate
7. Fabricator & Design:WL – Warning Label
8. BCH:211-CP – 211cc Capacity Plate
9. DPI:DPPULL8 – 10" Pull Out Deck Plate

211CC Aft Cockpit Interior




1. Emerald Coast:6007104 – Seat Backrest
2. Spartech:000801 – Seat Block
3. Emerald Coast:6007105 p Seat Bottom
4. Pacer:ETS658-30BK – 30Amp Breaker
Pacer:ES-PBCVR-BK – Black Breaker Boot
5. Pacer:ETS658-5WH – 5Amp. Breaker
6. BCH:DS2 – Bilge Label
7. BCH:MAIN – Main Breaker Label
8. BEP:721B – Battery Switch
9. Marine East:4635 – 2" Black Trim Ring
10. Orcas:9024275 – 8 5/8" x 7/8" Grab Rail
11. Spartech:211802 – 211 Transom Gate
12. Spartech:000800 – Port Jump Seat Lid
Spartech:000803 – Stbd Jump Seat Lid
13. RJAF:GATE-BRKT – Transom Gate Bracket
14. Orcas:9121573 – Flush Sliding Door Latch


15. Orcas:8731436 – Deck Drain Scupper
16. Jefco:12256 – 16" Off Set Hinge
17. Orcas:9121404 – Lift Latch Non Locking
18. New Boston:DSL-24-5 – Deck Storage Lid
19. TH:TH-1892 – 1 1/8" x 90 Degree Thru Hull
20. TH:AS-1 – Screen / Strainer
21. SPD:BRX1096 – Bracket 90 Degree Stainless
22. Ameritool:625-8-60 – 60lb. Gas Spring Stainless
23. SeaTech:2420-1008 – 1/2" Female Swivel Elbow
24. Shurflo:2088-732-234 – 3.4 Pro Blaster Pump
25. SeaTech:2410-1008 – 1/2" Female Swivel Connector Straight
26. Shurflo:255-213 – Strainer
27. Orcas:9004301 – Wash Down Faucet Stainless
28. BCH:RAW – Raw Water Label

211CC Aft Bilge


Motor Well / Aft Bilge Access



Aft Bilge Pump and Float Switch



Livewell and Raw Water Wash Down Pump

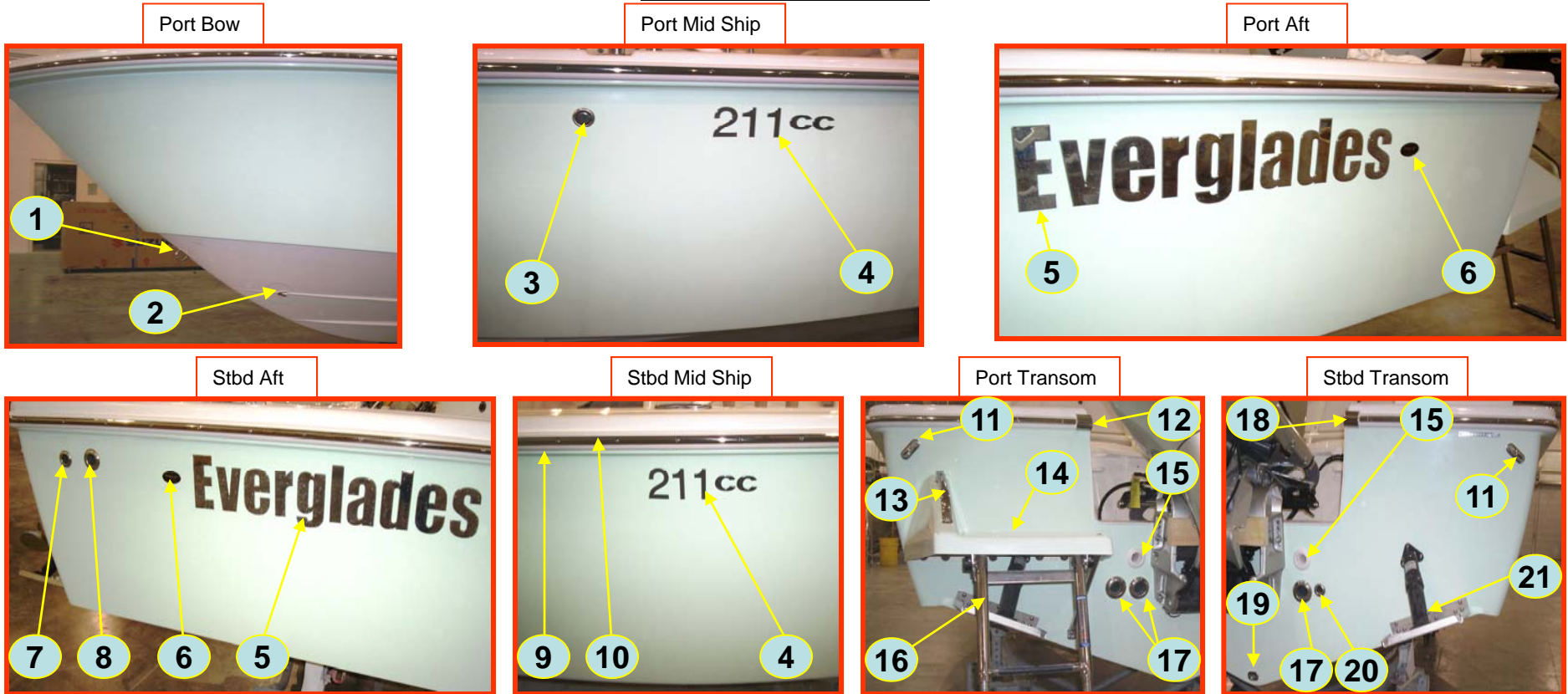


1. RJAF:HYDRAU-PLATE – Transom Hydraulic Steering Plate
2. Beckson:DP82-WP – 8" Twist Out Deck Plate
3. Jabsco Rule:27DCDM – 1100 GPH Bilge Pump
4. MPI:9001000 – Float Switch Sure Bail
5. SeaTech:2401-1008 – Male Thread Connector
6. Jabsco Rule:403FCDM – 800 GPH Dual Port Livewell Pump
7. Whitecap:P-5512 – 3/4" Ball Valve
8. Jabsco Rule:403CDM – 800 GPH Angle Pump

Aft Fish Box Pump



211CC Hull Exterior



1. Orcas:9026290 – Stern Eye ½" x 2 ½"
2. GEM:839 – Clam Shell
3. GEM:954 – Vent Gas Flush 5/8" x 90 Degree
4. BCH:211CC-CL – 211cc Chrome Logo
5. BCH:EVERGLADES-CHROME – Everglades Chrome Logo
6. BCH:DS3 – Ram Cap Label
7. Orcas:9005256 – ¾" x 90 Degree Thru Hull
8. Orcas:9005257 – 1 1/8" x 90 Degree Thru Hull
9. Taco:V21-9613WHC30D – White Ridge Rubrail
10. Taco:S11-4511P20B – ¾" Stainless Insert
11. Orcas:9026314 – Stern Eye ½" x 4 ½"

12. Prime:87462L – Left End Cap Stainless
13. Orcas:09024271 – 12" x 1" Grab Rail
14. RJLM:18243-SWPF – Everglades Swim Platform
15. Perko:343DP – 1 7/8" Scupper
16. Windline:SM-2XG – 2 Step Swim Ladder
17. Orcas:9005261 – 1 ½" x 15 Degree Scupper
18. Prime:87462R – Right End Cap Stainless
19. Orcas:9004266 – Drain Plug Garboard Oval
20. Orcas:9005264 – Thru Hull 1 1/8" Barb Long
21. Linear:VKAF12X10-8118 – 12" X 10" Trim Tab
22. Seadog:367583 – ¾" Intake Strainer

Underwater Gear

