



240cc






Everglades
by Dougherty

240CC Bow



Fwd Console View



1. Anchorlift:C-612 – Windlass 600 Series
2. Anchorlift:2007RC-200 – Rope Chain Combo
3. Challenger:BR260290 – 32” Bow Roller
4. GEM:130200 – Round Hinge
5. GEM:68201 – 8” Pull Up Cleat
6. New Boston:AL-24-1 – Anchor Lid\
7. Orcas:9121453 – Bridge Pull Slam Latch Non Locking
8. Anchorlift:SA-8 – Shark Anchor 17.5ib. Galvanized
9. King Marine:88004 – Double Ring Cup Holder Stainless
10. Sano:RJCUPHOLDER – Drink Holder Tread mat
11. Orcas:9121453 – Bridge Slam Latch Non Locking
12. New Boston:FFB-240-1 – Fwd Fish Box Lid


13. Jefco:30057 – 20.5” Off Set Hinge
14. New Boston:PRL-24-3 – Port Rod Locker Lid
15. New Boston:SRL-24-4 – Stbd Rod Locker Lid
16. Industrial Hardware:1-776-2 – Sex Latch Male-Female
17. RJAF:290-BOWRAIL-P – Port Bow Rail
18. RJAF:290-BOWRAIL-S – Stbd Bow Rail
19. Spartech:240801 – Windshield / Track / Slide Set
20. Emerald Coast:2400104 – Fwd Back Cushion
21. Emerald Coast:2400103 – Fwd Cooler Cushion
22. Power & Control:DANADF12-10W54-12LNMHN – 12v. Actuator 10” Stroke
23. Engel:IB98 – 105qt. Ice Chest
24. Southco:F7-72 – Flex Draw Latch
25. Spartech:240802 – Cooler Cleats
26. Emerald Coast:2400110P – Port Bow Cushion
27. Emerald Coast:2400110S – Stbd Bow Cushion

240CC Helm Seat / Work Station

Work Station Fwd View




Work Station Aft View




Inside Stbd Aft View



Aft Floor Lid



Inside Port Aft View




Inside Livewell View





- | | |
|---|---|
| 1. Emerald Coast:2400111 – Helm Seat Backrest | 16. Shurflo:135-0204-CW – Faucet Sprayer Combo |
| 2. Emerald Coast:2400108 – Helm Seat Bottom | 17. Innovative Product:MISC1618RS – Right Swing Door |
| 3. Metal Craft:S130-182 – Fire Extinguisher | 18. Jabsco Rule:403CDM – 800GPH Angle Pump |
| 4. Beckson:DP82-WP – 8” Twist Out Deck Plate Non Skid | 19. Innovative Light:012-5500-1 – Star LED Livewell Light |
| 5. SSI:45405900 – Stbd Side Tackle Box
SSI:45415000 – Port Side Tackle Box | 20. Marine East:4143 – 1 ½” Angle Tee Drain |
| 6. RJAF:240-HELMSEATRIL – 240cc Helm seat back Rail | 21. MPI:162-0340 – ¾” Clear Red Blue Hose |
| 7. Obeco:RJ87BSHCBH – Black Net | 22. Marine East:8751 – ½” FPT x ¾” Hose Barb |
| 8. Orcas:9121289 – Magnetic Latch | 23. SeaTech:2410-1008 – Female Connector |
| 9. Spartech:240800 – Cutting Board / Work Station | 24. Sparetech:280805 – Livewell Lid |
| 10. BH:240-04453-P – Livewell Switch Panel | 25. SPD:BRX-1096 – 2 Hole Bracket |
| 11. Innovative Product:MISC1618LS – Left Swing Door | 26. SPD:GSSX5200-40 – Gas Spring 40lb. |
| 12. Jefco:12019 – 24” Off Set Hinge | 27. Astrup:289280 – Tent Wall Hook White |
| 13. Orcas:9121453 – Slam Latch Non Locking | 28. TH:PP150 – Black Plug |
| 14. Spartech:2660802 – Knife Holder | 29. TH:SA-1 – Screen / Strainer |
| 15. Gem:130200 – Round Two Hole Hing | 30. RJLM:240-HELMSEAT – 240cc Helm Seat Work Station |

240CC Port and Stbd Outboard

Port Outboard





Stbd Outboard



1. GEM:105532 – 30 Degree Rod Holder
2. Emerald Coast:2400106P – Port Bolster Cushion
3. GEM:99601 – Gas Deck Fill 1 ½” Stainless
4. RJAF:240-TOE-RAIL-P – Port Toe Rail
5. Teak Isle:290821 – Rod Rack Set Port / Stbd
6. Best Fab:WL – Warning Label
7. ITC:69650-SS – LED Red / White Combo Light
8. DPI:DPPULL-8 – 8” Flush Pull Deck Plate
9. GEM:99901 – Waste Deck Fill 1 ½” Stainless
10. Emerald Coast:2400106S – Stbd Bolster Cushion
11. RJAF:240-TOE-RAIL-S – Stbd Toe Rail

240CC Head and Fwd Console




1. Innovative Product:M-1216AO-PW – 12" x 16" Access Door
2. SSI:30800000 – Recessed Toilet Paper Holder
3. Beckson:DP62-WP – 6" Twist Out Deck Plate
4. Sierra:39120 – Ignition Switch
5. SeaLand:371103 – Head Unit –Toilet
6. Orcas:8731436 – 1 ½" Deck Drain Scupper
7. Beckson:DP82-WP – 8" Twist Out Deck Plate
8. SeaTech:2410-1008 – ½" Female Swivel Connector
9. Shurflo:3200-000 – Macerator Pump

10. WhiteCap:P-5512 – ¾" Ball Valve
11. Whale:YP6114 – 1 ½" Y-Fitting
12. RJH:240-4MAC – Macerator Harness
13. Jabsco Rule:27DCDM – 1100 GPH Bilge Pump
14. MPI:9001000 – Sure Bail Float Switch
15. Bomar:NC2414-PWGA – Port Window Thin
16. RJLM:240-E-DOOR – Electronics access Door
17. RJAF:DOOR-HANDLE – Electronics Door Handle
18. ITC:69660-SS – White Courtesy Light
19. Industrial Hardware:1-776-2 – Sex Latch Male-Female
20. BEP:1100-BK – Micro Modular Switch
21. Ritchie:HF-743W – Super Sport Compass
22. Bocatech:BTMH-7 – Common Buss Bar
23. RJH:242629-5FL – Console Light Harness
24. Teak Isle:22-19956 – Console Head Door W/ Latch
25. RJLM:240-FWDCONSOLE – 240cc Fwd Console


240CC Aft Console Face

Aft Console Face



1. GEM:155106 – 15" 3 Spoke Brushed Wheel
2. Uflex:UP28T – 1.77 Hydraulic Tilt Helm
Uflex: X-52 – Tilt Mechanism
3. Obeco:RJ87BSHCBH – Black Net
4. Sano:RJFOOTREST – Foot Rest Tread mat
5. Spartech:240803 – 240 Glove Box
6. RDI:1006RDI – Single Stainless Cup Holder
7. Honda:35552-ZW7-025AH – Dual Ignition Switch
Suzuki:37100-96J10 – Dual Ignition Switch
8. Honda:06240-ZW5-U60 – Dual Binnacle Kit
Suzuki:67000-93J10 – Dual Binnacle R/C Kit
9. Linear:SETR-50 – Oval Trim Tab Switch
10. Innovative Light:006-5100-1 – 5 Red LED Light

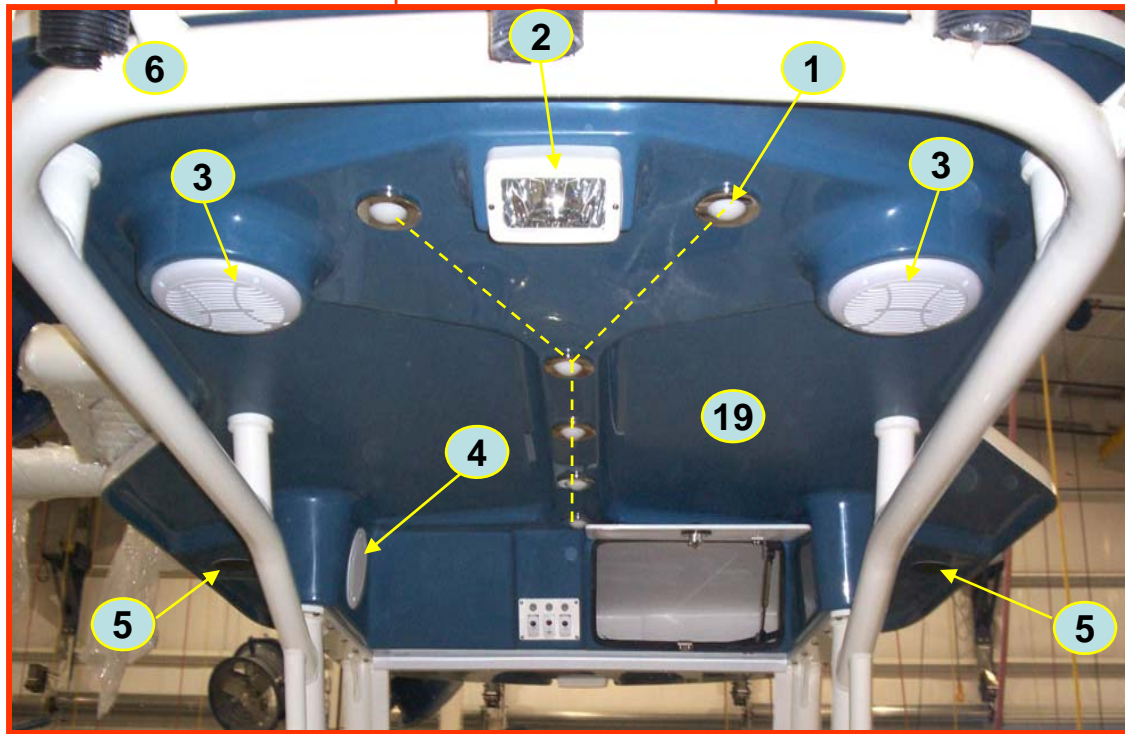
Aft Console Back View




11. Uflex:KITF – Rremote Fill Kit
12. Pacer:ETS658-20WH – 20amp. Puch Button Breaker
13. Pacer:ES-PBCVR-BK – Black Breaker Boot
14. ACR:32-041 – 3/8" x 1/4" x 90 Degree Hose Barb
15. RJLM:240-AFTCONSOLE – 240cc Aft Console Face
16. RJH:240-10DPD – Dash Panel

240CC Hard Top


240cc Hard Top Aft View



240cc Hard Top Fwd View



Electronics door & Switch Panel




- | | |
|---|--|
| 1. ITC:69650-SS – LED Red/White Combination Light | 13. Orcas:9121455 – Bridge Latch Locking |
| 2. BEP:ML-005NWW – Flush Mount Flood Spreader Light | 14. SPD:BRX-1096SS – Two Hole 90 Degree Bracket |
| 3. ASA:AMS-602W – 6.5" White Speaker | 15. Ameritool MFG:625-3-20 – 10 1/4" x 20lb. Gas Spring |
| 4. DPI:DP110 – 4" Pry Out Deck Plate | 16. Innovative Light:554-2100 – Stbd Nav Light
Innovative Light:554-3100 – Port Nav Light |
| 5. Taco:F403125-BKA – Black Outrigger Plug | 17. Orcas:9402530 – 40" Anchor Light W/Swivel |
| 6. RJAF:240-HTFRAME – 240cc Hard Top Support Frame | 18. GEM:1172 – Butt Hinge |
| 7. Marinco:11187 – Horn Cover White | 19. RJLM:240-HT – 240cc Hard Top |
| 8. Marinco:11080 – Drop In Horn | 20. RJH:240-8HT – 240 Hard Top Harness |
| 9. RJH:240-8HTP – Hard Top Switch Panel | |
| 10. Spartech:280811 – Fwd Electronics Box Door | |
| 11. Trimlock:3100BX1/4A – Trim Lock Black On Black | |
| 12. Orcas:8921212-2 – 2mm. Latch Spacer | |

Nav Light



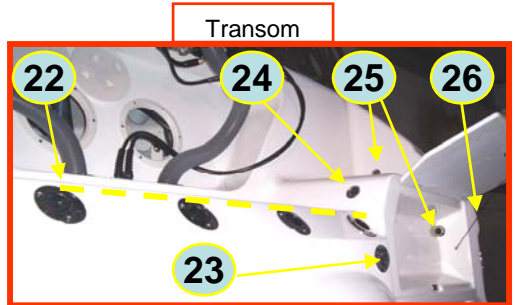
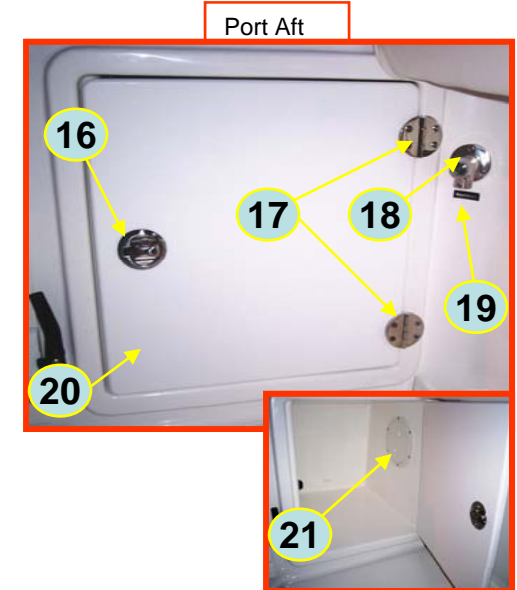
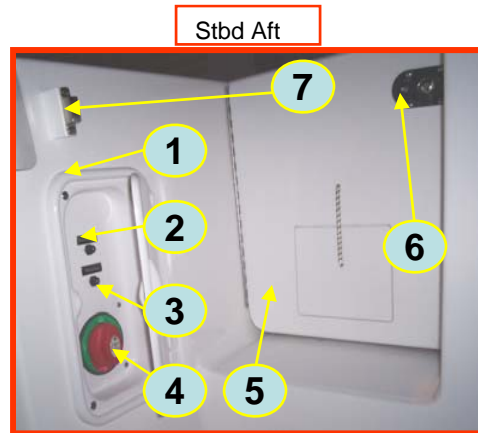
Anchor Light



Hinge




240CC Aft Cockpit Interior



- | | |
|---|---|
| <ol style="list-style-type: none"> 1. SSI:47732700 – Battery Switch Box 2. Pacer:EG6-1-30WH – 30Amp. Breaker 3. Pacer:ETS41-25WH – 25Amp. Breaker 4. BEP:721B – Battery Switch 5. Teak Isle:290835 – Transom Door 6. Orcas:9321251 – Magnetic Slide Latch 7. Orcas:9321255-1 – Slide Latch Catch 8. Emerald Coast:2400102 – Stern Seat Backrest 9. Emerald Coast:2400101 – Stern Seat Bottom 10. Sparteck:280833 – Bait Storage Lid 11. Orcas:9121453 – Bridge Latch Non Locking 12. Bomar:GP911-02 – Right Latch Dog Assembly
Bomar:GP911-01 – Left Latch Dog Assembly 13. Ameritool:750-10S55 – 55lb. Gas Spring Stainless 14. SPD:BRX-096SS – Two Hole 90 Degree Bracket 15. TH:AS-1 – Screen / Strainer 16. Orcas:9121455 – Bridge Pull Slam Latch Locking 17. GEM:130200 – Round Two Hole Hinge 18. Orcas:9004301 – Wash Down Faucet Stainless | <ol style="list-style-type: none"> 19. BCH:DS1 – Wash Down Label 20. Sparteck:240805 – Stern Cooler Door 21. Beckson:DP62-WP – 6" Twist Out Deck Plate 22. GEM:105532 – 30 Degree Rod Holder 23. Orcas:8407016 – 1 ½" Water Fill Stainless 24. Orcas:8906223 – 90 Degree Vent Stainless 25. Orcas:9005256 – ¾" x 90 Degree Thru Hull 26. TH:DRS-1 – 13" Door Strap 27. Orcas:9321255 – Magnetic Stern Seat Latch 28. RJLM:Aft-Fish-Lid – Aft Fish Box Lid |
|---|---|

240 Aft Bilge and Bulkhead



- | | |
|---|---|
| 1. Blue Seas:2102B – Single 5/16" Buss W/8 Ground | 14. Jabsco Rule:403FCDM – Dual Port Livewell Pump |
| 2. Bocatech:BTMH-15 – Buss Bar | 15. Whitecap:P-5512 – 3/4" Ball Valve |
| 3. PJ Powers:214-1231 – Windlass Solenoid | 16. SeaTech:2401-1008 – 1/2" Male Connector |
| 4. Orcas:9122738-B – Drain Cup Double Barb | 17. Marine East:8751 – 1/2" FPT x 3/4" Hose Barb |
| 5. Shurflo:2088-732-234 – 3.4 Pro Blaster Pump | 18. Todd:85-1666W – 20 Gallon Water Tank |
| 6. Shurflo:255-213 – Strainer Male/Female | 19. Jabsco Rule:10DM – 2000 GPH Bilge Pump |
| 7. SeaTech:2420-1008 – 1/2" Female Swivel Elbow | 20. Best Fab:SW18 – Fuel Sender 18" |
| 8. SeaTech:2417-10 – 1/2" Union Elbow | |
| 9. SeaTech:2418-10 – 1/2" Stackable Elbow | |
| 10. SeaTech:2410-1008 – 1/2" Female Swivel Connector | |
| 11. Ameritool:750-10S-55 – Gas Spring 55lb. Stainless | |
| 12. Teleflex:PA12 – Power Assist Steering Pump | |
| 13. MPI:900-1000 – Sure Bail Float Switch | |

240CC Hull Exterior



- | | |
|---|--|
| <ol style="list-style-type: none"> 1. Innovative Light:580-0200 – Docking Lights 2. Orcas:9026316 – Bow Eye 5/8" x 5 1/2" 3. GEM:839 – Clam Shell Stainless 4. Douglas:240CC – 240cc Chrome Label 5. GEM:954 – 5/8" x 90 Degree Thru Hull Vent 6. Douglas:EGL: Everglades Chrome Logo 7. BCH:DS3 – Ram Cap Label 8. Seadog:367583 – 3/4" Intake Strainer 9. Whitecap:S-5063 – 1" Brass thru Hull | <ol style="list-style-type: none"> 10. Orcas:9005256 – 3/4" x 90 Degree Thru Hull 11. Orcas:9005257 – 1 1/8" x 90 Degree Thru Hull 12. Orcas:9105419 – 1" x 90 Degree Straight Thru Hull 13. Taco:S11-4650P16B – Stainless Insert 14. Taco:V21-9502WHC20D – Rub Rail 15. Orcas:9107727 – Stern Eye 5/8" x 5 1/2" 16. Prime:87461L – Left End Cap
Prime:87461R – Right End Cap 17. GEM:73101 – 1 1/2" Motor Well Thru Hull 18. Linear:VKAS12X128119 – Trim Tabs 19. Orcas:9105516 – 2" x Straight Stainless Scupper 20. Windline:TPL-3XQA – 3 Step Transom Ladder 21. Teak Isle:22-19668 – Swim Ladder Coer 22. Orcas:09024271 – 12" x 1" Grab Rail 23. RJAF:HYDRUA-PLATE – Transom Hydraulic Steering Line Plate 24. Beckson:DP82-WP – 8" Twist Out Deck Plat 25. MPI:126-2000 – Rigging Hose Gray |
|---|--|